



CML Semiconductor Products

PRODUCT INFORMATION

FX315

CTCSS Encoder

Publication D/315/6 July 1998

Features/Applications

- 40 CTCSS Frequencies
- Field Programmable Tone Encoder
- Xtal Frequency Stability
- Low Distortion Sinewave Output
- Low Power 5 volt CMOS
- Surface Mount or DIL Package Style

Applications

- CTCSS Encode Applications
- Repeater Access Control
- Mobile or Hand Held Radio Squelch Control
- Low Frequency Tone Generation



Island Labs

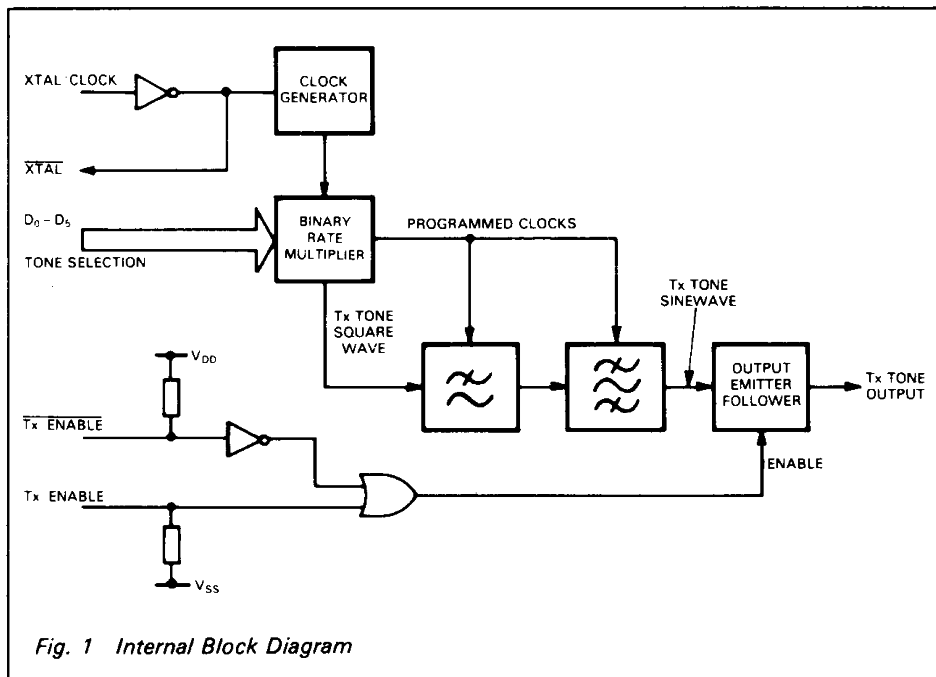


Fig. 1 Internal Block Diagram

FX315

Brief Description

The FX315 is a monolithic CMOS integrated circuit tone encoder for sub-audio tone squelch systems. The tone frequencies are derived from an input reference frequency and an on-chip inverter is provided to drive an external crystal circuit.

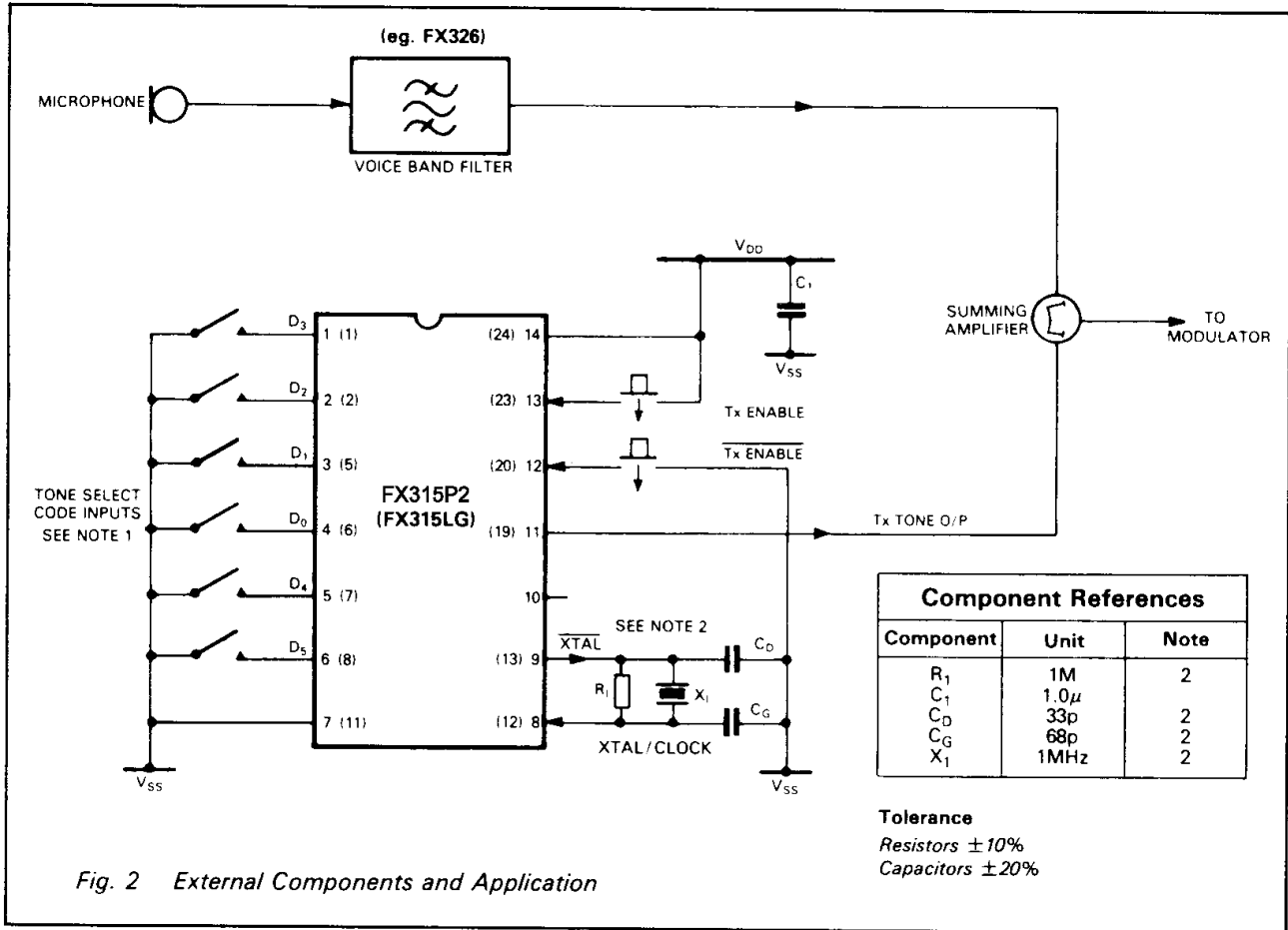
Tone selection is by a logic code at the $D_0 - D_5$ programming inputs and two control inputs allow either a logic '1' or logic '0' to enable the device. A low distortion sinewave is generated at the Tx Tone Output when the FX315 is activated. The emitter follower output stage can source 1mW directly into a 600 Ohm load.

Pin Number

Function

DIL FX315P2	Quad FX315LG	
1	1	<p>D_3 D_2 D_1 } Data Inputs: D_0 D_4 D_5</p> <p>The logic combination at these inputs defines the CTCSS tone that the FX315 will encode (see Table 1). The input is not latched and can be changed at any time. A logic '1' will be programmed if the input is open circuit, allowing the use of SPST switches. Internal 1MΩ pull-up to V_{DD} per pin.</p>
2	2	
3	5	
4	6	
5	7	
6	8	
7	11	V _{SS} : Negative Supply.
8	12	Xtal/Clock: 1MHz Xtal input or externally derived clock can be injected here. Input to the on-chip inverting oscillator, at no time should supply voltage be applied without the input clock signal.
9	13	<u>XTAL</u>: 1MHz Xtal output. Inverting output of the on-chip inverting oscillator. When used as a Xtal oscillator, track lengths and loading on the two oscillator pins should be minimised.
10		Internally wired. Leave open circuit.
11	19	Tx TONE OUTPUT: The output of a low impedance emitter follower tone output stage. The tone is generated about a d.c. level of V _{DD} /2. The pin is high impedance when not enabled.
12	20	<u>Tx ENABLE</u>: A logic '0' input at this pin will force the device into tone encoding. Internal 1M Ω pull-up to V _{DD} .
13	23	Tx ENABLE: A logic '1' input at this pin will force the device into tone encoding. Internal 1M Ω pull-down to V _{SS} .
14	24	V _{DD} : Positive 5 volt supply.
	3.4.9.10 14.15.16. 17.18.21 22	Not connected.

Application Notes



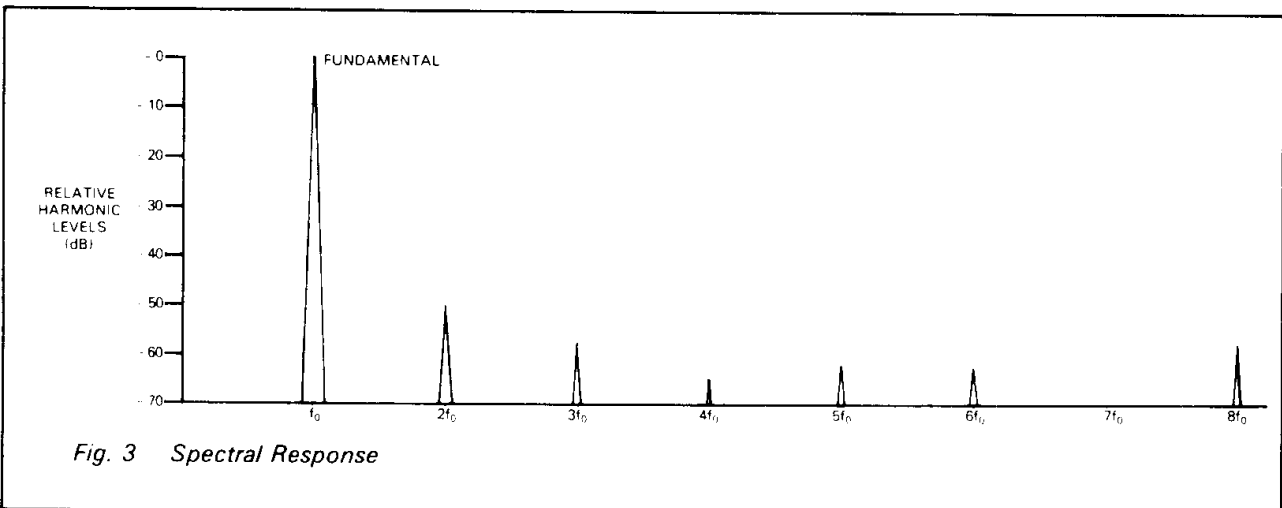
Notes:

1. The FX315 'Tone Select' code inputs, left open circuit will be programmed with Logic '1's by the internal 1MΩ pull-up resistors.

This enables the use of simple devices when coding. Wire links can be fitted for permanent code, SPST switches will allow code changes in the field. Using preformed coded 7-pin inserts will enable the user to communicate in predetermined groups.

2. X₁ is a parallel resonant crystal. A reference frequency of 1 MHz ± 0.19% is required to maintain a tone accuracy within ±0.5%.

Crystal circuitry shown in Figure 2 is in accordance with CML Application Note D/XT/1 April 1986. Where two or more circuits are required to use a single oscillator (eg. repeater applications), the signal at XTAL can be used to drive one additional Xtal/Clock input. Any further circuits can be driven from the buffered XTAL output of the second device.



Application Notes

Nominal Freq. (Hz)	FX315 Freq. f_0 (Hz)	Δf_0 (%)	Programmable Inputs						Nominal Freq. (Hz)	FX315 Freq. f_0 (Hz)	Δf_0 (%)	Programmable Inputs					
			D ₀	D ₁	D ₂	D ₃	D ₄	D ₅				D ₀	D ₁	D ₂	D ₃	D ₄	D ₅
67.0	67.06	+0.10	1	1	1	1	1	1	131.8	131.67	-0.10	1	0	0	1	0	0
69.3	69.37	+0.10	1	0	0	1	1	1	136.5	136.69	+0.14	0	0	0	1	1	0
71.9	71.84	-0.08	1	1	1	1	1	0	141.3	141.48	+0.13	0	0	0	1	0	0
74.4	74.33	-0.10	0	1	1	1	1	1	146.2	145.96	-0.16	1	1	1	0	1	0
77.0	76.99	-0.02	1	1	1	1	0	0	151.4	151.45	+0.03	1	1	1	0	0	0
79.7	79.65	-0.06	1	0	1	1	1	1	156.7	156.59	-0.07	0	1	1	0	1	0
82.5	82.50	0.0	0	1	1	1	1	0	162.2	162.10	-0.06	0	1	1	0	0	0
85.4	85.34	-0.07	0	0	1	1	1	1	167.9	168.01	+0.07	1	0	1	0	1	0
88.5	88.62	+0.14	0	1	1	1	0	0	173.8	173.43	-0.21	1	0	1	0	0	0
91.5	91.38	-0.13	1	1	0	1	1	1	179.9	180.21	+0.17	0	0	1	0	1	0
94.8	94.88	+0.08	1	0	1	1	1	0	186.2	186.46	+0.14	0	0	1	0	0	0
97.4	97.46	+0.06	0	1	0	1	1	1	192.8	193.16	+0.19	1	1	0	0	1	0
100.0	99.87	-0.13	1	0	1	1	0	0	203.5	202.88	-0.31	1	1	0	0	0	0
103.5	103.39	-0.11	0	0	1	1	1	0	206.5	206.78	+0.14	0	0	0	1	1	1
107.2	107.17	-0.03	0	0	1	1	0	0	210.7	210.84	+0.07	0	1	0	0	1	0
110.9	110.85	-0.04	1	1	0	1	1	0	218.1	217.96	-0.07	0	1	0	0	0	0
114.8	114.80	0.0	1	1	0	1	0	0	225.7	225.58	-0.05	1	0	0	0	1	0
118.8	118.60	-0.17	0	1	0	1	1	0	233.6	233.75	+0.07	1	0	0	0	0	0
123.0	123.12	+0.10	0	1	0	1	0	0	241.8	242.54	+0.31	0	0	0	0	1	0
127.3	127.50	+0.16	1	0	0	1	1	0	250.3	250.06	+0.10	0	0	0	0	0	0
Test	4032	0.0	1	1	0	0	1	1									

Table 1 Code Programming Logic "1" = V_{DD} Logic "0" = V_{SS} Xtal Frequency (X_1) = 1.0MHz

General Notes

The FX315 is dedicated to continuous tone controlled squelch systems (CTCSS) in radio applications. It can however, be used wherever encoding of low frequency tones is required such as intercoms, door entry systems or industrial applications.

The performance of a CTCSS system can be degraded if speech frequencies in the signalling spectrum are not removed prior to transmission. This can be achieved by filtering the microphone signals to attenuate frequencies below 250Hz. Figure 2 illustrates adding the Tx Tone Output to the filtered microphone signals prior to modulation.

The FX315 requires a clock of 1MHz which is internally converted to logic level square waves. Consideration should therefore be given to possible interference problems with RF or IF circuitry caused by 1MHz or its harmonics (Fig. 3). A decoupling capacitor (C_1) should be used to smooth the supply rails. This will reduce the level of superimposed noise on the supply caused by internal switching transients (particularly at 1MHz and f_0).

Specification

Absolute Maximum Ratings

Exceeding the maximum rating can result in device damage. Operation of the device outside the operating limits is not implied.

Supply voltage		-0.3V to 7.0V
Input voltage at any pin (ref $V_{SS} = 0V$)		-0.3 to ($V_{DD} + 0.3V$)
Output sink/source current (supply pins)		$\pm 30mA$
(other pins)		$\pm 20mA$
Total device dissipation @ 25°C		800mW Max.
Derating		10mW/°C
Operating temperature range:	FX315P	-30°C to +70°C
	FX315LG	-30°C to +70°C
Storage temperature range:	FX315P	-40°C to +85°C
	FX315LG	-40°C to +85°C

Operating Limits

All characteristics measured using the following parameters unless otherwise specified:

$$V_{DD} = 5V, T_{amb} = 25^{\circ}C, \phi = 1MHz, R_L = 600\Omega, C_L = 15pF.$$

Characteristics	See Note	Min.	Typ.	Max.	Unit
Static Values					
Supply Voltage		4.5	5.0	5.5	V
Supply Current (Enabled)		—	1.5	—	mA
Logic Input Impedance		—	500	—	k Ω
Xtal Input Impedance		—	10	—	M Ω
Inputs Logic '1'	1	3.5	—	—	V
Inputs Logic '0'	1	—	—	1.5	V
Dynamic Values:					
Tone Output Level		-3	0	—	dBm
Tone Accuracy (f_0 error)		—	—	± 0.31	% f_0
Total Harmonic Distortion	2	—	2	5	%
Tone Output Load Current		—	—	5	mA
Tone Output Rise Time (t_R)		—	1	—	ms
Tone Level Variations		—	0.1	—	dB
Output Harmonic Attenuation		-49	—	—	dB

- Notes:**
1. Relate to all inputs.
 2. T.H.D. measurements taken in the 0 – 6kHz bandwidth.
 3. Output Loading: Large capacitive loads could cause the output pins of this device to oscillate. If capacitive loads in excess of 200 pF are unavoidable a resistor of typically < 100 Ω put in series with the load should minimise this effect.

Package Outlines

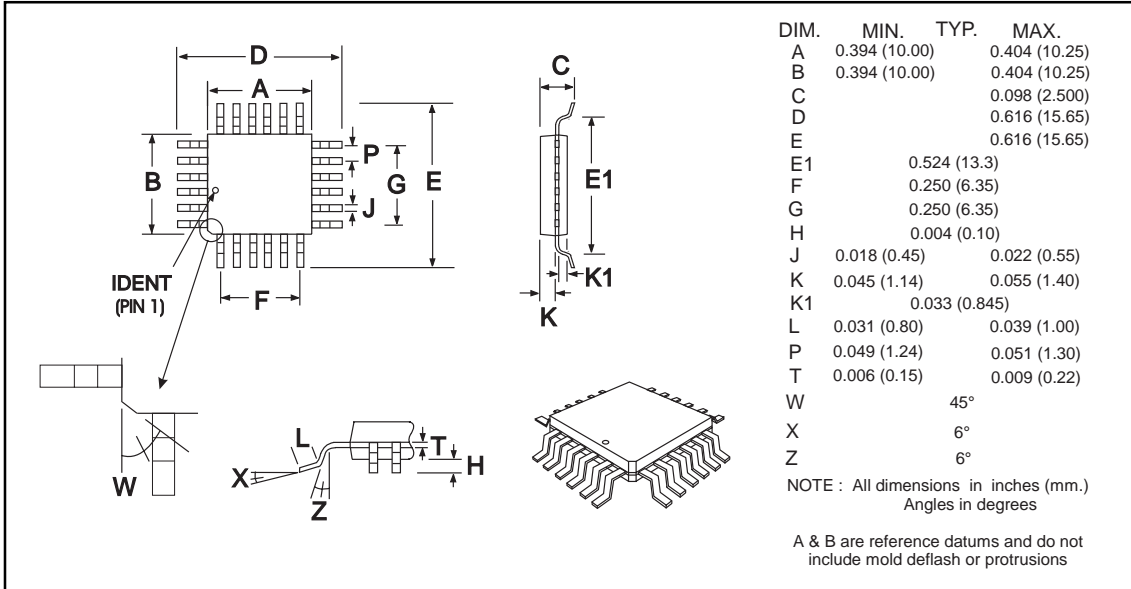
The FX315 is available in the package styles outlined below. Mechanical package diagrams and specifications are detailed below.

Pin 1 identification marking is shown on the relevant diagram and pins on all package styles number anti-clockwise when viewed from the top.

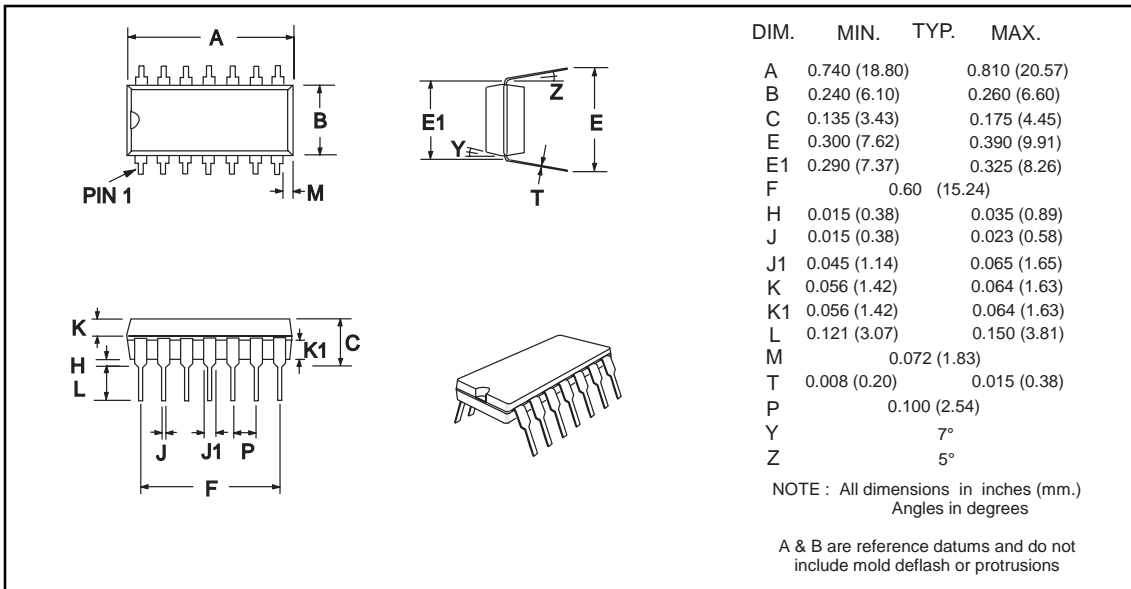
Handling Precautions

The FX315 is a CMOS LSI circuit which includes input protection. However precautions should be taken to prevent static discharges which may cause damage.

FX315LG 24-pin quad plastic encapsulated bent and cropped (L1)



FX315P2 14-pin plastic DIL



Ordering Information

FX315LG 24-pin encapsulated bent and cropped (L1)

FX315P2 14-pin plastic DIL



CML Microcircuits

COMMUNICATION SEMICONDUCTORS

CML Product Data

In the process of creating a more global image, the three standard product semiconductor companies of CML Microsystems Plc (*Consumer Microcircuits Limited (UK)*, *MX-COM, Inc (USA)* and *CML Microcircuits (Singapore) Pte Ltd*) have undergone name changes and, whilst maintaining their separate new names (*CML Microcircuits (UK) Ltd*, *CML Microcircuits (USA) Inc* and *CML Microcircuits (Singapore) Pte Ltd*), now operate under the single title **CML Microcircuits**.

These companies are all 100% owned operating companies of the CML Microsystems Plc Group and these changes are purely changes of name and do not change any underlying legal entities and hence will have no effect on any agreements or contacts currently in force.

CML Microcircuits Product Prefix Codes

Until the latter part of 1996, the differentiator between products manufactured and sold from MXCOM, Inc. and Consumer Microcircuits Limited were denoted by the prefixes MX and FX respectively. These products use the same silicon etc. and today still carry the same prefixes. In the latter part of 1996, both companies adopted the common prefix: CMX.

This notification is relevant product information to which it is attached.

Company contact information is as below:



**CML Microcircuits
(UK) Ltd**

COMMUNICATION SEMICONDUCTORS

Oval Park, Langford, Maldon,
Essex, CM9 6WG, England
Tel: +44 (0)1621 875500
Fax: +44 (0)1621 875600
uk.sales@cmlmicro.com
www.cmlmicro.com



**CML Microcircuits
(USA) Inc.**

COMMUNICATION SEMICONDUCTORS

4800 Bethania Station Road,
Winston-Salem, NC 27105, USA
Tel: +1 336 744 5050,
0800 638 5577
Fax: +1 336 744 5054
us.sales@cmlmicro.com
www.cmlmicro.com



**CML Microcircuits
(Singapore) Pte Ltd**

COMMUNICATION SEMICONDUCTORS

No 2 Kallang Pudding Road, 09-05/
06 Mactech Industrial Building,
Singapore 349307
Tel: +65 7450426
Fax: +65 7452917
sg.sales@cmlmicro.com
www.cmlmicro.com



CML Microcircuits

COMMUNICATION SEMICONDUCTORS

CML Product Data

In the process of creating a more global image, the three standard product semiconductor companies of CML Microsystems Plc (*Consumer Microcircuits Limited (UK)*, *MX-COM, Inc (USA)* and *CML Microcircuits (Singapore) Pte Ltd*) have undergone name changes and, whilst maintaining their separate new names (*CML Microcircuits (UK) Ltd*, *CML Microcircuits (USA) Inc* and *CML Microcircuits (Singapore) Pte Ltd*), now operate under the single title **CML Microcircuits**.

These companies are all 100% owned operating companies of the CML Microsystems Plc Group and these changes are purely changes of name and do not change any underlying legal entities and hence will have no effect on any agreements or contacts currently in force.

CML Microcircuits Product Prefix Codes

Until the latter part of 1996, the differentiator between products manufactured and sold from MXCOM, Inc. and Consumer Microcircuits Limited were denoted by the prefixes MX and FX respectively. These products use the same silicon etc. and today still carry the same prefixes. In the latter part of 1996, both companies adopted the common prefix: CMX.

This notification is relevant product information to which it is attached.

Company contact information is as below:



**CML Microcircuits
(UK) Ltd**

COMMUNICATION SEMICONDUCTORS

Oval Park, Langford, Maldon,
Essex, CM9 6WG, England
Tel: +44 (0)1621 875500
Fax: +44 (0)1621 875600
uk.sales@cmlmicro.com
www.cmlmicro.com



**CML Microcircuits
(USA) Inc.**

COMMUNICATION SEMICONDUCTORS

4800 Bethania Station Road,
Winston-Salem, NC 27105, USA
Tel: +1 336 744 5050,
0800 638 5577
Fax: +1 336 744 5054
us.sales@cmlmicro.com
www.cmlmicro.com



**CML Microcircuits
(Singapore) Pte Ltd**

COMMUNICATION SEMICONDUCTORS

No 2 Kallang Pudding Road, 09-05/
06 Mactech Industrial Building,
Singapore 349307
Tel: +65 7450426
Fax: +65 7452917
sg.sales@cmlmicro.com
www.cmlmicro.com